



The Airfield, Headcorn, Kent, TN27 9HX, UK
 Tel 01622 890967 - Fax 01622 891236
 Email symbiosis.suits@btinternet.com
 www.symbiosis.suits.btinternet.co.uk

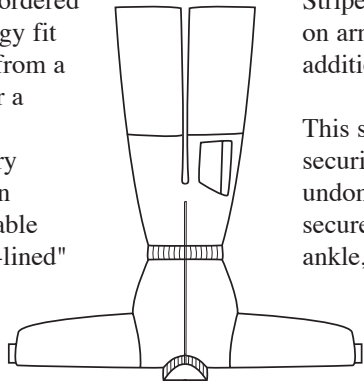
ORDER FORM - The Symbi FREE-FLY

Name _____
 Sex _____
 Address _____

 Country _____
 Tel/Fax _____
 Email _____

Office use only
 Date Received _____
 Amount Paid _____
 Notes _____

The Symbi Free-fly suit may be ordered with either a generously cut, baggy fit or with a slimmer cut, and built from a choice of heavy 100% cotton, or a lighter weight poly-cotton mix. For lightweight Free-Flyers a very lightweight Tactel may be used in certain colours (ask us for available stock). The legs may be "double-lined" to create more drag if desired.



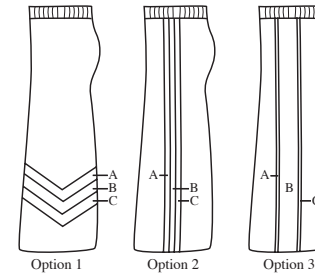
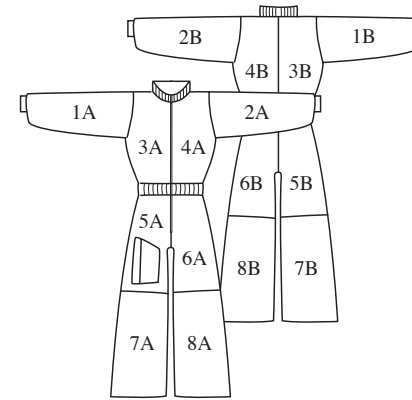
Stripes or chevrons may be added on arms and legs at a small additional cost.

This suit features a velcro tab for securing main zip against coming undone when head down flying, secure velcro cuffs at wrist and ankle, and a pocket on one leg.

FREE-FLY SUIT	Baggy fit	£148
	Slimmer fit	
Fabric	100% Cotton	
	Poly-Cotton	
Options	Colour Stripes A-C	£17
	Lined Legs	£17
	Additional Pockets	£10
Post and Packing	Rush Order	£40
	UK	£10
	Europe	£15
	Outside Europe	£24
Payment for the full amount must accompany each order.		TOTAL ENCLOSED

COLOURS

Fabrics	100% Cotton	Poly-Cotton
Black		
Dark Grey	■	
Light Grey		
White		
Navy Blue		
Royal Blue	■	
Light Blue		
Turquoise	■	
Jade Green		
Peppermint	■	
Mid Green		
Neon Yellow	■	
Golden Yellow		
Orange		
Red		
Burgundy	■	
Deep Pink		
Light Pink		
Purple		



Your Colours

- 1A _____
- 1B _____
- 2A _____
- 2B _____
- 3A _____
- 3B _____
- 4A _____
- 4B _____
- 5A _____
- 5B _____
- 6A _____
- 6B _____
- 7A _____
- 7B _____
- 8A _____
- 8B _____

Stripe Options

- 1 2 3
Colour
 A _____
 B _____
 C _____

MEASUREMENTS

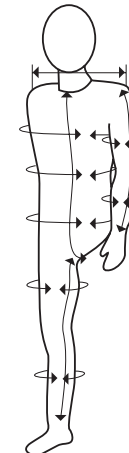
Please take your measurements carefully. We are unable to make your suit fit you without your correct measurements. Study the diagram to assist you. Get someone to help you, and double check each measurement. Measure yourself over a T-shirt and thin trousers.

Do not add anything to your measurements.

If we receive incorrect measurements, we will have to charge for modifications.

Take all these measurements around the widest part, except the waist.

- HEIGHT _____ WEIGHT _____
 SHOULDERS _____ CHEST _____
 Across the back from one shoulder seam to the other. Straight tape.
 WAIST _____
 ARM _____ HIP(buttocks) _____
 From the shoulder seam of a shirt, to the bone of the wrist.
 THIGH _____
 FOREARM _____ CALF _____
 With the arm muscle relaxed. Take all these measurements around the widest part, except the waist.
 BICEP _____



- BODY** _____
 Be **VERY** careful with this measurement! Stand up straight, measure from under the crutch where the seams of your trousers meet, up the front to the collar of a close fitting T-shirt.
INSEAM _____
 From the crutch to the ankle bone.